




Professional Hearing Solutions

Latest Hearing Aids



DATA SHEET

www.professionalhearingsolution.com

0332-5014111

Motion 13P Nx

Technical Data

Made for
 iPhone | iPad | iPod

7Nx

5Nx

3Nx

2Nx

1Nx

DNx





Earhook

- 81 dB / 141 dB SPL (ear simulator)
- 77 dB / 135 dB SPL (2 ccm coupler)

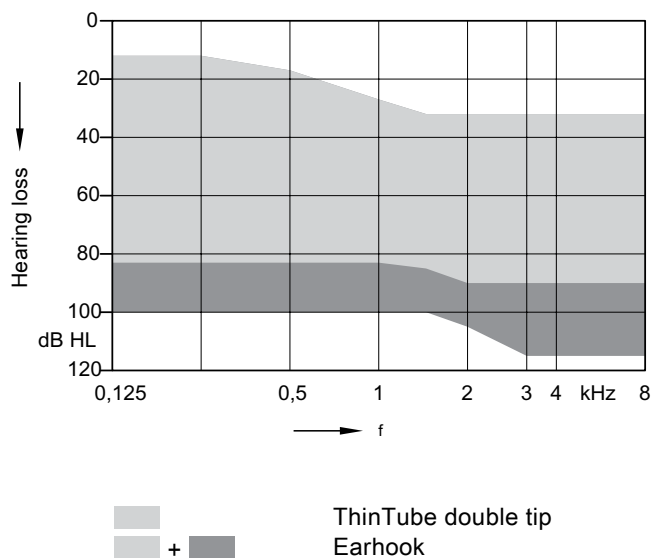
ThinTube

- 68 dB / 133 dB SPL (ear simulator)
- 65 dB / 130 dB SPL (2 ccm coupler)

Motion 13P Nx | Technical Data

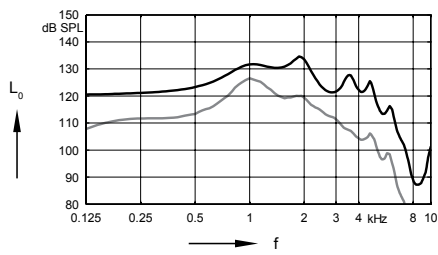
Type	Earhook		ThinTube	
				
	2 ccm coupler	Ear simulator	2 ccm coupler	Ear simulator
Output sound pressure level				
OSPL 90 at 1.6 kHz	–	138 dB SPL	–	128 dB SPL
OSPL 90 (Peak)	135 dB SPL	141 dB SPL	130 dB SPL	133 dB SPL
HFA-OSPL 90	129 dB SPL	–	118 dB SPL	–
Gain				
FOG at 1.6 kHz	–	76 dB	–	61 dB
FOG (Peak)	77 dB	81 dB	65 dB	68 dB
HFA-FOG	70 dB	–	55 dB	–
Reference test gain	52 dB	62 dB	41 dB	52 dB
Frequency, noise and directivity				
Frequency range 7Nx / 5Nx / 3Nx / 2Nx / 1Nx	100 - 6000 Hz	120 - 5900 Hz	100 - 5800 Hz	100 - 5900 Hz
Equivalent input noise	18 dB SPL	17 dB SPL	21 dB SPL	19 dB SPL
Total harmonic distortion at 500 / 800 / 1600 / 3200 Hz	4 / 3 / 1 / 1 %	5 / 4 / 1 / – %	2 / 2 / 1 / 1 %	2 / 2 / 2 / – %
Tinnitus noiser broadband	80 dB SPL	–	80 dB SPL	–
AI-DI	4.0 dB		4.0 dB	
Inductive coil sensitivity				
MASL (1 mA/m) at 1.6 kHz	–	105 dB SPL	–	93 dB SPL
HFA MASL (1 mA/m)	99 dB SPL	–	85 dB SPL	–
HFA SPLITS (left/right)	109 / 109 dB SPL	–	99 / 99 dB SPL	–
RSETS (left/right)	-3 / -3 dB	–	-2 / -2 dB	–
HFA SPLIV	111 dB SPL	–	101 dB SPL	–
Battery				
Battery voltage	1.3 V		1.3 V	
Battery current drain	2.0 mA	2.0 mA	1.7 mA	1.7 mA
Battery life (cell zinc air)	~120 h		~130 h	
Battery life (rechargeable)	–		–	
IRIL IEC 60118-13:2016 Ed. 4.0				
700-960 MHz (rating)	user		user	
1400-2000 MHz (rating)	user		user	
2000-2700 MHz (rating)	user		user	
ANSI C63.19-2011				
800-950 MHz (rating)	M4 / T4		M4 / T4	
1600-2500 MHz (rating)	M4 / T4		M4 / T4	

Motion 13P Nx | Fitting Range



Earhook | Basic Data

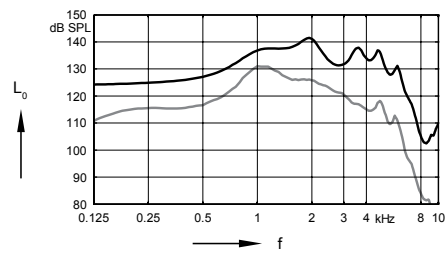
2 ccm coupler



Max. Output sound pressure level
(L₁ = 90 dB)

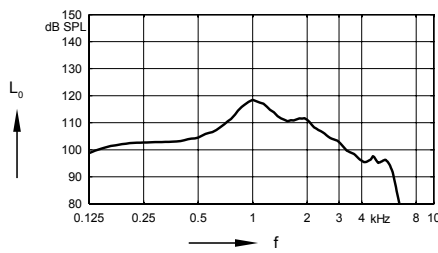
Full on gain
(L₁ = 50 dB)

Ear simulator

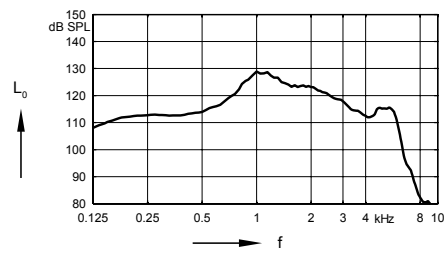


Max. Output sound pressure level
(L₁ = 90 dB)

Full on gain
(L₁ = 50 dB)

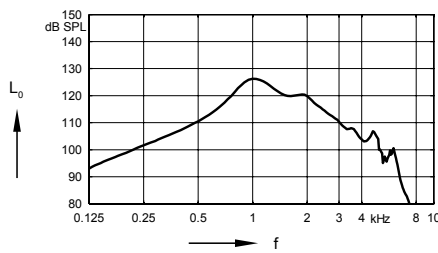


Frequency response
(L₁ = 60 dB)

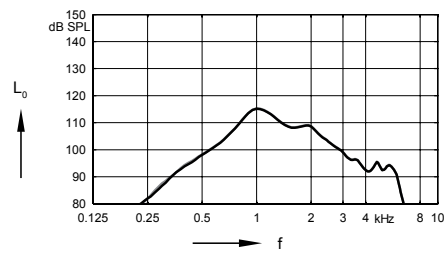


Basic acoustic response
(L₁ = 60 dB)

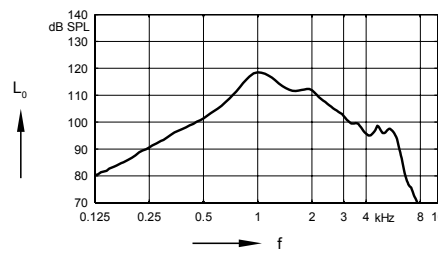
Inductive response



Inductive response
(H = 10 mA/m)



SPLITS curve left
(H = 31.6 mA/m)

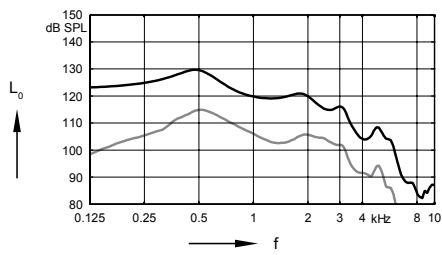


SPLIV curve
(H = 31.6 mA/m)

SPLITS curve right
(H = 31.6 mA/m)

ThinTube | Basic Data

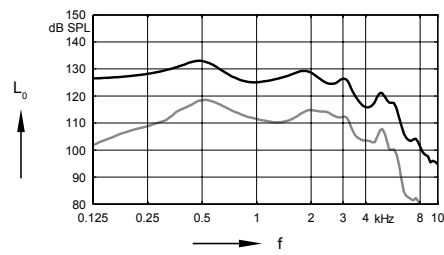
2 ccm coupler



Max. Output sound pressure level
($L_1 = 90$ dB)

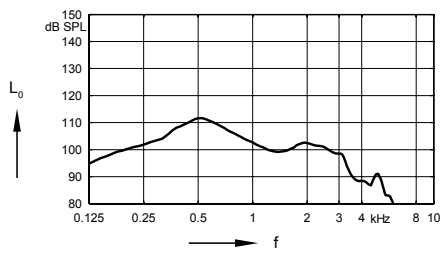
Full on gain
($L_1 = 50$ dB)

Ear simulator

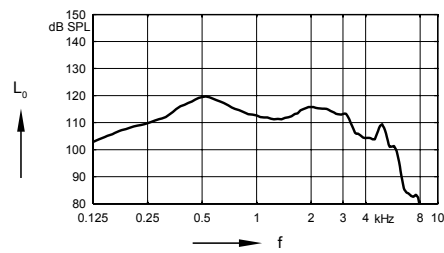


Max. Output sound pressure level
($L_1 = 90$ dB)

Full on gain
($L_1 = 50$ dB)

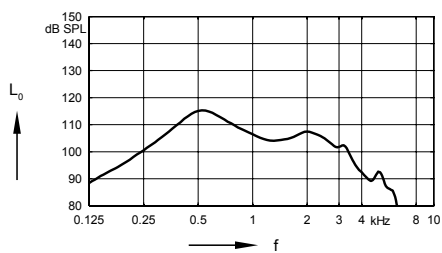


Frequency response
($L_1 = 60$ dB)

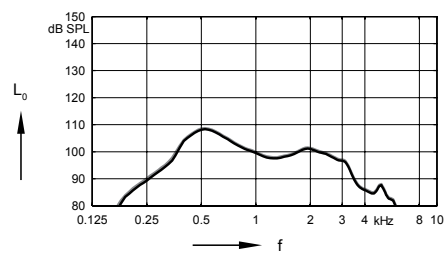


Basic acoustic response
($L_1 = 60$ dB)

Inductive response

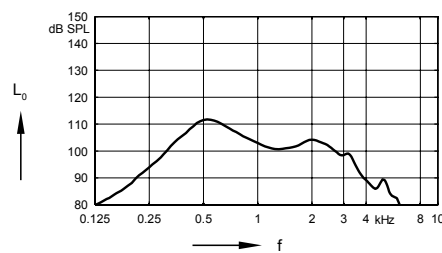


Inductive response
($H = 10$ mA/m)



SPLITS curve left
($H = 31.6$ mA/m)

SPLITS curve right
($H = 31.6$ mA/m)



SPLIV curve
($H = 31.6$ mA/m)

Motion 13P Nx | Features and Accessories

	7Nx	5Nx	3Nx	2Nx	1Nx
Audiology					
Own Voice Processing (OVP) ¹⁾	■■■■■	■■■■■	■■■■■	—	—
3D Classifier	■■■■■	■■■■	■■■	—	—
Signal processing (channels) / Gain/MPO (handles)	48 / 20	32 / 16	24 / 12	16 / 8	16 / 8
Hearing programs	6	6	6	4	4
Sound Clarity					
HD Spatial	●	●	●	—	—
Extended dynamic range	●	●	●	●	●
Extended bandwidth	●	—	—	—	—
EchoShield	●	—	—	—	—
HD Music (presets)	3	1	—	—	—
eWindScreen binaural ^{1) 2)}	●	●	—	—	—
eWindScreen	●	●	●	●	—
Noise Management					
Speech and noise management (steps)	7	5	3	3	1
SoundSmoothing (steps)	3	3	1	1	—
Directional speech enhancement (steps)	3	1	—	—	—
Feedback cancellation	●	●	●	●	●
Speech Quality					
Directionality (channels)					
Automatic Directionality	●	●	●	●	●
Narrow Directionality ¹⁾	●	●	●	—	—
Spatial SpeechFocus ^{1) 3)}	●	●	—	—	—
SpeechFocus	●	●	—	—	—
TwinPhone ¹⁾	●	●	●	—	—
Frequency compression	●	●	●	●	●
Direct Streaming					
Made for iPhone	●	●	●	●	●
Adaptive Streaming Volume ⁴⁾	●	●	●	●	●
Tinnitus					
Notched Noise Therapy	●	●	●	—	—
Tinnitus noiser	●	●	●	●	—
Fitting					
Smart Optimizer and Data Logging	●	●	●	●	●
Acclimatization manager	●	●	●	●	●
Performance Guide	●	●	●	●	●
Insitugram	●	●	●	●	●
Learning (classes)	6	3	1	—	—
TeleCare					
Basic Remote Tuning	●	●	●	●	●
Full Live Remote Tuning	●	●	●	●	●

¹⁾ req. bilateral fitting

²⁾ not available in the universal program on 5Nx

³⁾ for 5Nx in Stroll Program or with Spatial Configurator only

⁴⁾ streaming only

● available ■■■■■ highest feature performance — not available

Motion 13P Nx | Features and Accessories

	7Nx / 5Nx / 3Nx	2Nx / 1Nx
Style specific features		
Ingress Protection Rating	IP68	IP68
Charging contacts	—	—
Battery Size	13	13
Battery door on/off function	●	●
Nanocoated housing	●	●
e2e wireless 3.0	●	●
User controls coupling via e2e	●	●
Wireless programming	●	●
Instrument configurations		
Flat cover	—	—
Rotary volume control	—	—
Push button	—	—
Rocker switch	●	●
Color conversion kit	○	○
Battery door – integrated telecoil	○	○
Battery door – child lock	—	—
Small earhook	○	○
Programming accessories		
ConnexxAir / ConnexxLink	— / —	— / —
Noahlink Wireless	●	●
Programming adapter / cable	size 13	size 13
Accessories		
miniPocket	○	○
CROS Silk Nx	—	—
CROS Pure 312 Nx	○	—
CROS Pure Charge&Go Nx	—	—
StreamLine TV	○	○
StreamLine Mic	○	○
Apps		
myControl App	○	○
touchControl App	—	—

● available ○ optional — not available

Abbreviations and Standards

Abbreviations

The following abbreviations are used in this datasheet:

OSPL	Output Sound Pressure Level
HFA	High Frequency Average
FOG	Full On Gain
MASL	Magneto Acoustical Sensitivity Level
SPLITS	Coupler SPL for an Inductive Telephone Simulator
RSETS	Relative Equivalent Telephone Sensitivity
SPLIV	SPL In a Vertical magnetic field
AI-DI	Articulation Index - Directivity Index
IRIL	Input Related Interference Level
RTF	Reference Test Frequency

Standards and additional information

- ▶ All measurements with the 2 ccm coupler were performed according to ANSI S3.22-2014 and IEC 60118-0:2015 if applicable.
- ▶ All measurements with an ear simulator were performed according to IEC 118-0/A1:1994 and to DIN 45605 (frequency range) if applicable.
- ▶ Curves and figures representing FOG are measured with 20 dB reduction and 70 dB SPL input level.
- ▶ Figures representing Equivalent Input Noise incorporate a moderate expansion.
- ▶ Inductive coil sensitivity values, inductive response curves and T ratings apply for instruments with telecoil only.
- ▶ Tinnitus noiser measurement conditions: all tinnitus single frequency sliders in max position, master volume slider in default position (0 dB) and local volume control in default position.
- ▶ The current consumption is measured in reference test setting (RTS) according to the applicable standards. Due to the settling behaviour of hearing instruments supporting RF (radio frequency), the battery current is measured 3 minutes after turning on (note: no pairing).
- ▶ The battery life is based on first fit settings using 60% of the fitting range and an ISTS (International Speech Test Signal) input signal at 65 dB SPL (note: pairing established). The actual battery life is determined by battery quality, hearing loss, sound environment, usage and activated feature set.
- ▶ The following acoustic connections / ear pieces were used:
 - Earhook
 - ThinTube
- ▶ Extended frequency range up to 12 kHz for 7Nx devices only.



“Made for iPod”, “Made for iPhone”, and “Made for iPad” mean that an electronic accessory has been designed to connect specifically to iPod, iPhone, or iPad, respectively, and has been certified by the developer to meet Apple performance standards. Apple is not responsible for the operation of this device or its compliance with safety and regulatory standards. Please note that the use of this accessory with iPod, iPhone, or iPad may affect wireless performance.

The information in this document contains general descriptions of the technical options available, which do not always have to be present in individual cases and are subject to change without prior notice. The required features should therefore be specified in each individual case at the time of conclusion of the respective contract.

Legal Manufacturer
Signia GmbH
Henri-Dunant-Strasse 100
91058 Erlangen, Germany
Phone +49 9131 308 0

Order No. 03565-99T3-7600
© 07.2019, Signia GmbH
All rights reserved

www.signia-hearing.com



Warning

Choking hazard posed by small parts.

- ▶ This instrument is not intended for the fitting of infants, children under 3 years and persons of mental incapacity.



Warning

Instrument has an output sound pressure level of 132 dB SPL or more.

Risk of impairing the residual hearing of the user.

- ▶ Take special care when fitting this instrument.